



Doncaster  
Council

**All schools**

Early Years Foundation  
Stage Profile

**2025**

Data updated: 22 July 2025

**BUY DONCASTER**

**General notes on the data**

This report uses the data that was available on 22 July 2025. Figures for the school, LA and national may change following checking and validation, and the figures given here may therefore differ from the final data published by DfE and in ASP (Analyse School Performance).

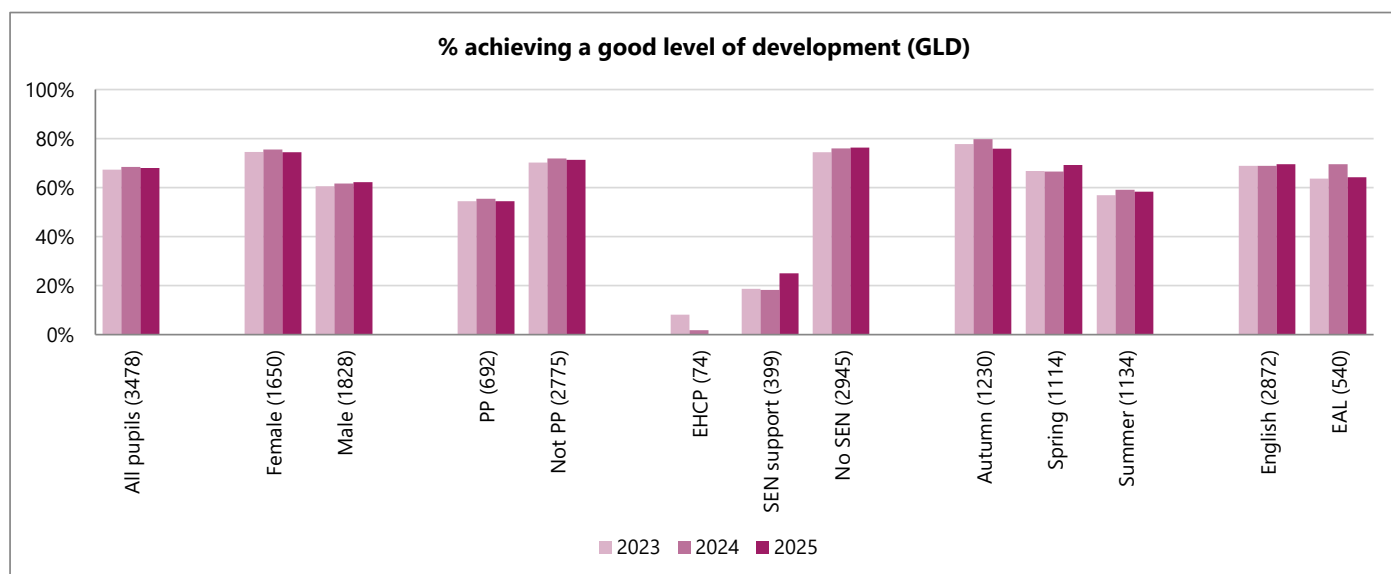
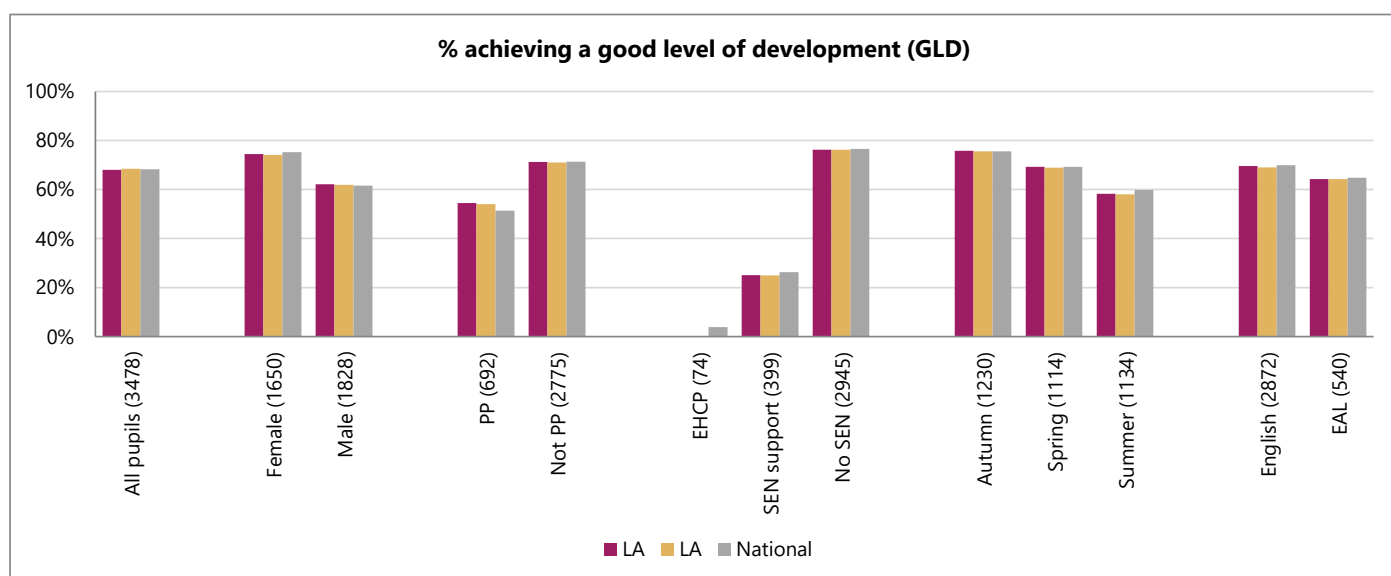
If your school has any foreign languages spoken as a first language by at least 3 pupils, you will see a breakdown of GLD, All ELGs (early learning goals) and TPS (total point score) by first language. This page will only show details for languages spoken by at least 3 pupils. Any other languages spoken by only 1 or 2 pupils will be combined as "Other languages".

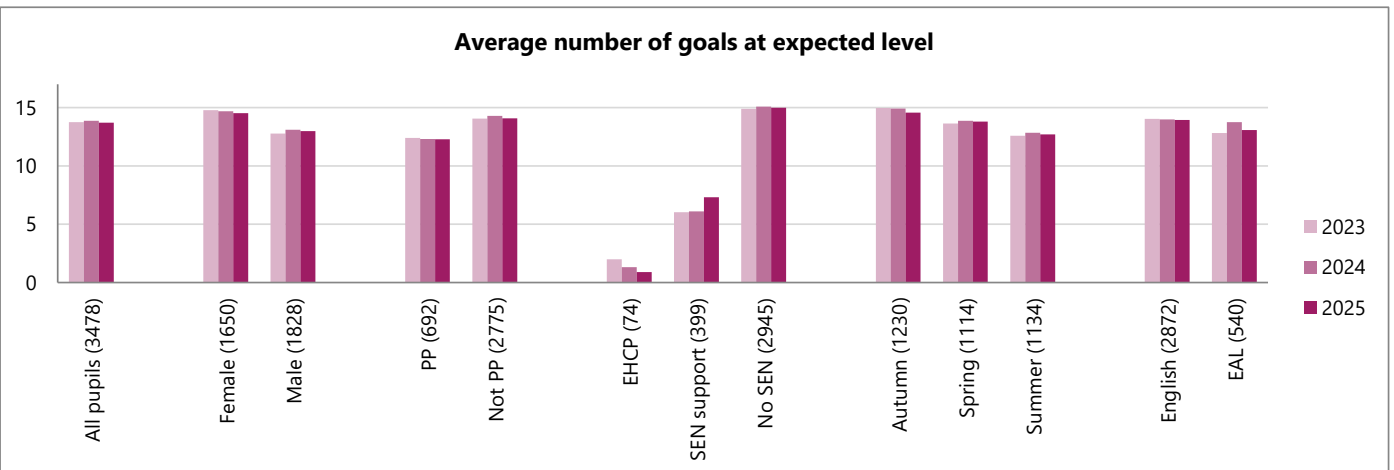
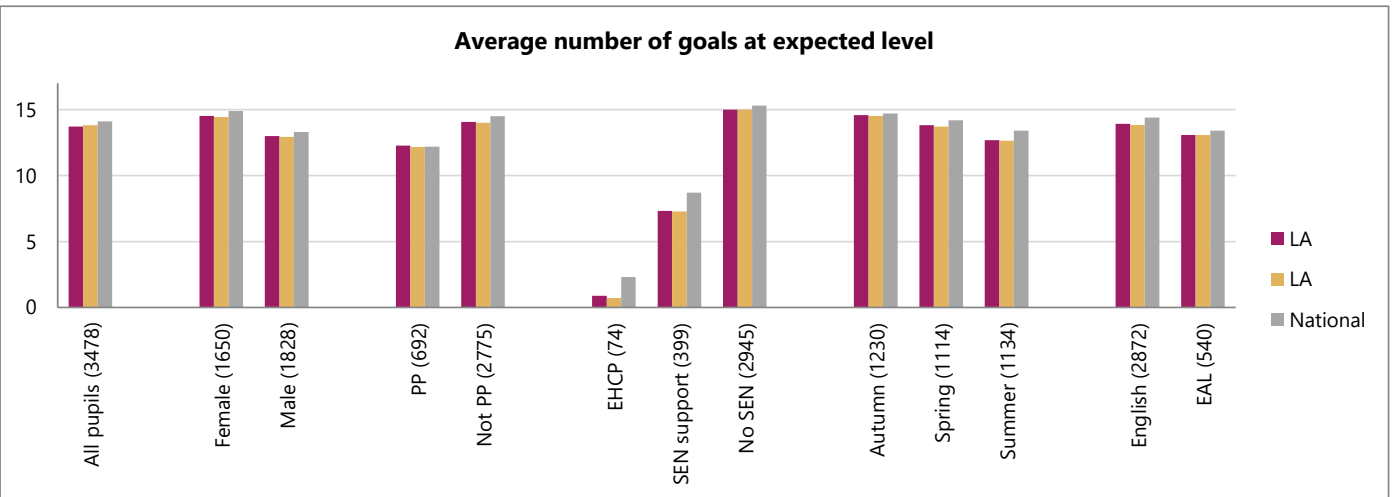
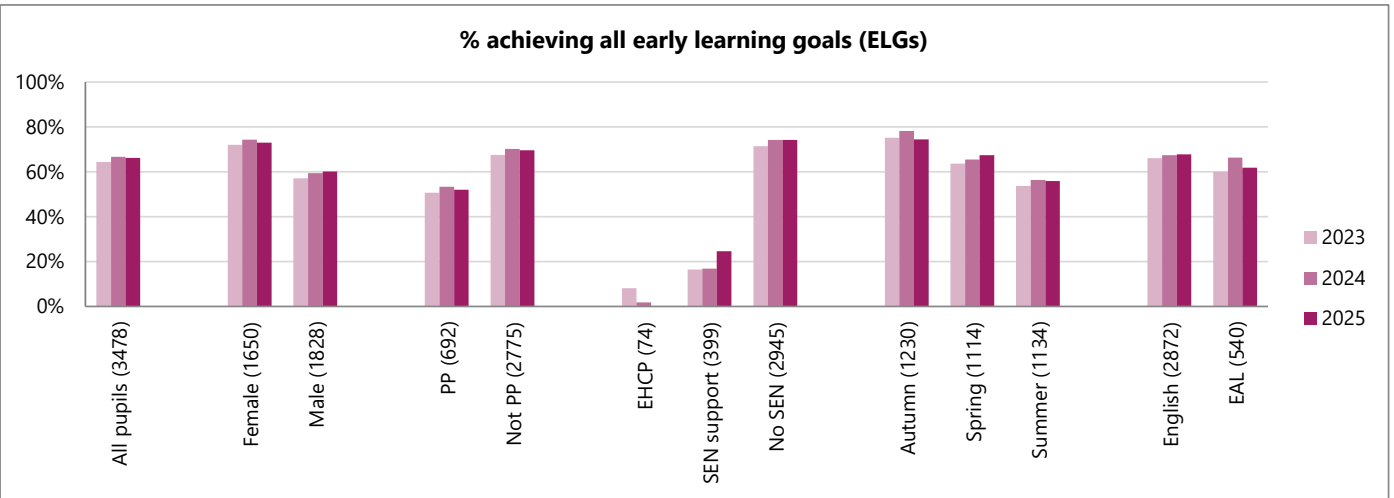
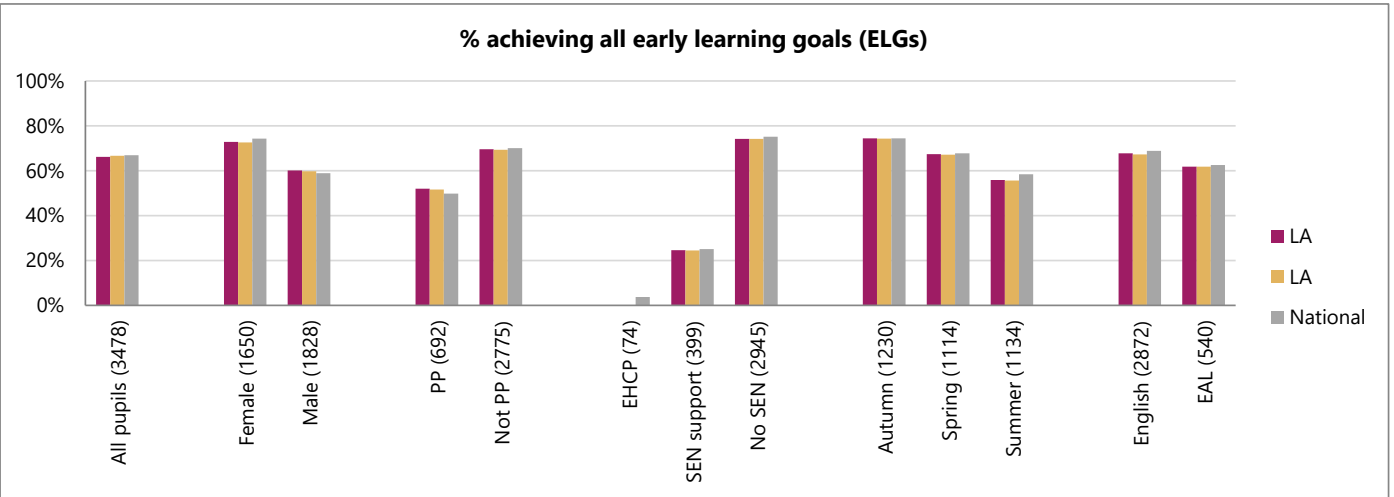
If your school has any ethnic minority groups of at least 3 pupils, you will see a breakdown of GLD, All ELGs (early learning goals) and TPS (total point score) by ethnicity. This page will only show details for ethnicities with at least 3 pupils. Any other ethnicities with only 1 or 2 pupils will be combined as "Other ethnicities".

Term of birth data counts September to December as Autumn, January to April as Spring, and May to August as Summer, in line with DfE methodology.

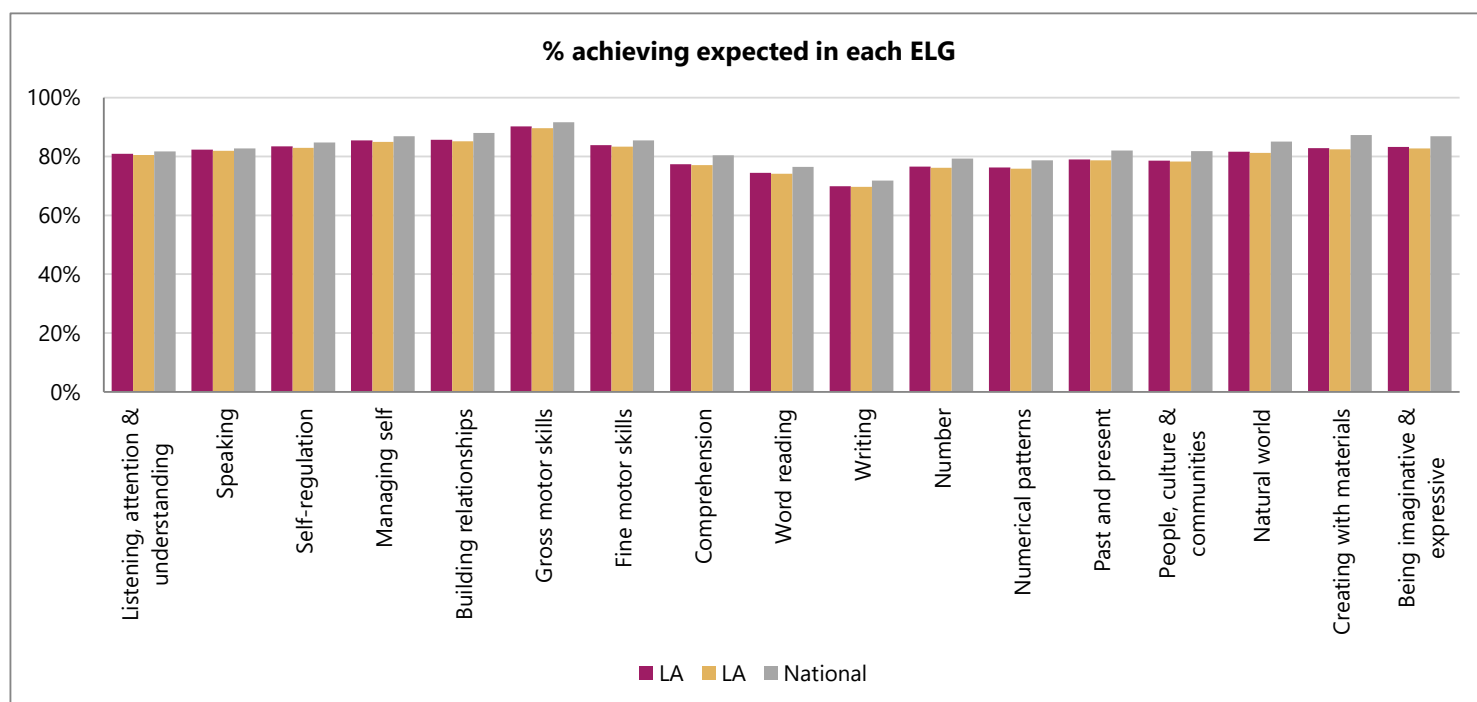
		Areas of learning	Early learning goals
<p><b>Good level of development</b></p> <p>In order for a pupil to reach a good level of development, they must achieve the expected level in all 12 of these goals.</p>	<p><b>Prime learning goals</b></p>	<p><b>Communication and language</b></p>	Listening, attention and understanding
			Speaking
		<p><b>Personal, social and emotional development</b></p>	Self-regulation
			Managing self
			Building relationships
		<p><b>Physical development</b></p>	Gross motor skills
	Fine motor skills		
	<p><b>Specific learning goals</b></p>	<p><b>Literacy</b></p>	Comprehension
			Word reading
			Writing
		<p><b>Mathematics</b></p>	Number
			Numerical patterns
<p><b>Understanding the world</b></p>		Past and present	
		People, culture and communities	
		The natural world	
<p><b>Expressive arts and design</b></p>	Creating with materials		
	Being imaginative and expressive		

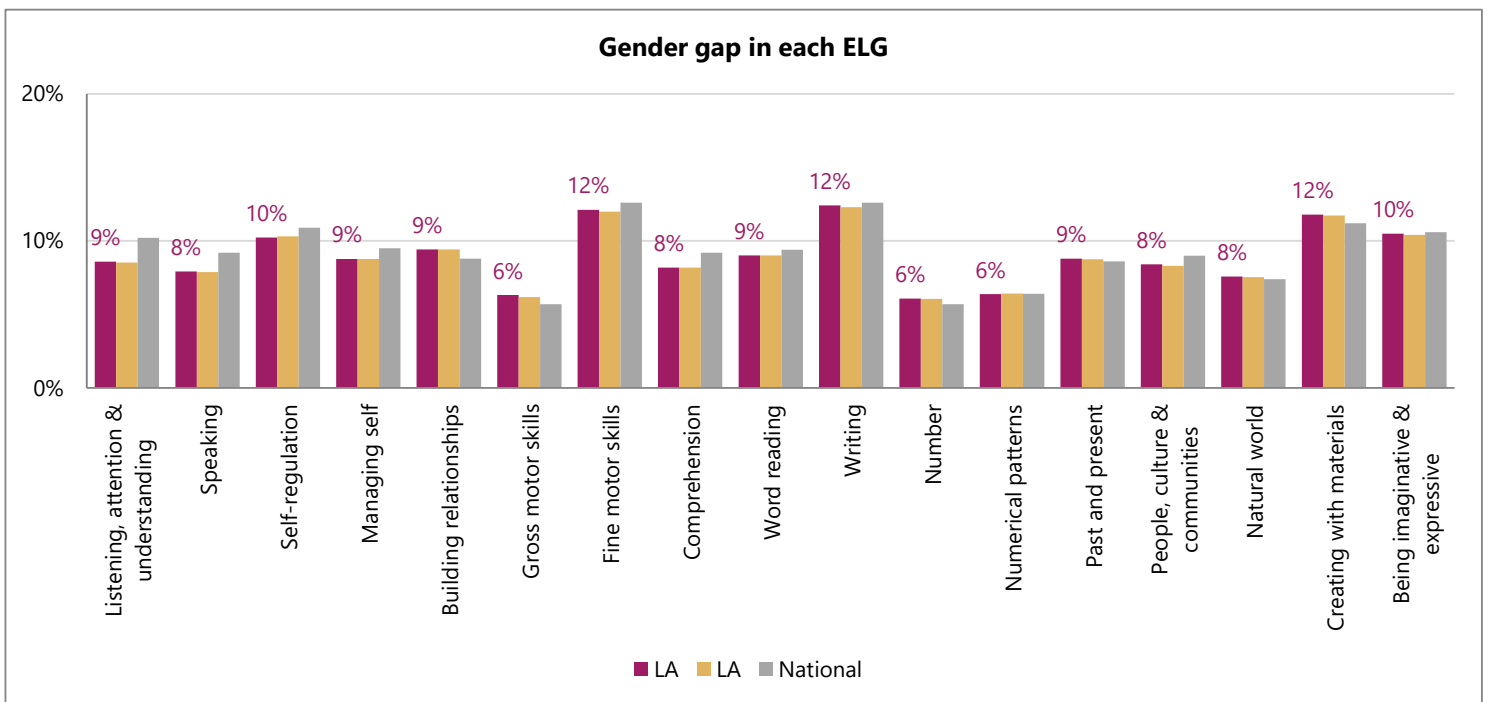
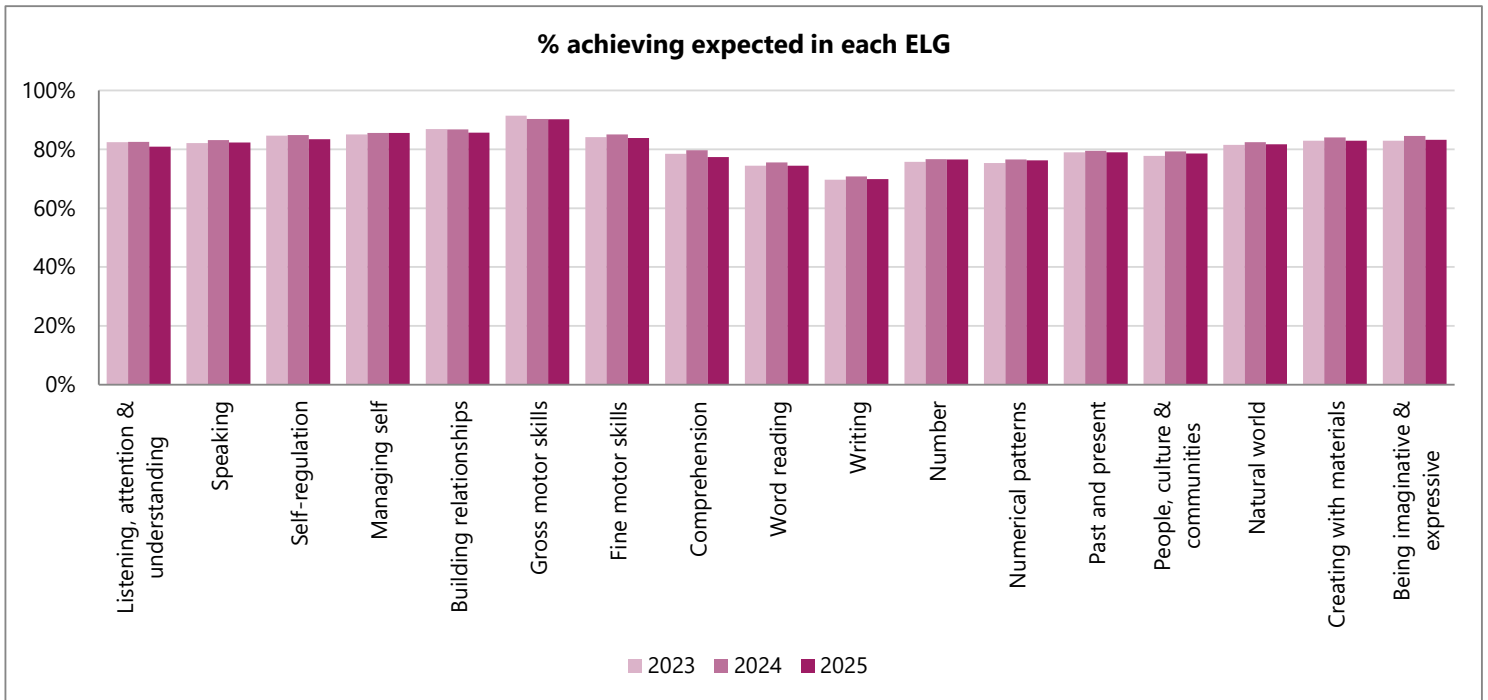
	LA				Doncaster				National			
	% of cohort	GLD	All ELGs	Av Exp	% of cohort	GLD	All ELGs	Av Exp	% of cohort	GLD	All ELGs	Av Exp
<b>All pupils (3478)</b>	<b>100%</b>	<b>68%</b>	<b>66%</b>	<b>13.7</b>	<b>100%</b>	<b>68%</b>	<b>67%</b>	<b>13.8</b>	<b>100%</b>	<b>68%</b>	<b>67%</b>	<b>14.1</b>
Female (1650)	47%	74%	73%	14.5	48%	74%	73%	14.4	49%	75%	74%	14.9
Male (1828)	53%	62%	60%	13.0	53%	62%	60%	12.9	51%	62%	59%	13.3
PP (692)	20%	54%	52%	12.3	20%	54%	52%	12.2	17%	51%	50%	12.2
Not PP (2775)	80%	71%	70%	14.1	81%	71%	69%	14.0	83%	71%	70%	14.5
EHCP (74)	2%	0%	0%	0.9	3%	0%	0%	0.7	4%	4%	4%	2.3
SEN support (399)	11%	25%	25%	7.3	11%	25%	24%	7.3	10%	26%	25%	8.7
No SEN (2945)	85%	76%	74%	15.0	84%	76%	74%	15.0	86%	77%	75%	15.3
Autumn (1230)	35%	76%	74%	14.6	36%	76%	74%	14.5	35%	76%	74%	14.7
Spring (1114)	32%	69%	67%	13.8	32%	69%	67%	13.7	32%	69%	68%	14.2
Summer (1134)	33%	58%	56%	12.7	33%	58%	56%	12.6	33%	60%	58%	13.4
English (2872)	83%	70%	68%	13.9	83%	69%	67%	13.8	78%	70%	69%	14.4
EAL (540)	16%	64%	62%	13.1	15%	64%	62%	13.1	22%	65%	63%	13.4





	LA			LA			National		
	All	Female	Male	All	Female	Male	All	Female	Male
Listening, attention & understanding	81%	85%	77%	80%	85%	76%	82%	87%	77%
Speaking	82%	86%	79%	82%	86%	78%	83%	87%	78%
Self-regulation	83%	89%	79%	83%	88%	78%	85%	90%	80%
Managing self	86%	90%	81%	85%	90%	81%	87%	92%	82%
Building relationships	86%	91%	81%	85%	90%	81%	88%	93%	84%
Gross motor skills	90%	94%	87%	90%	93%	87%	92%	95%	89%
Fine motor skills	84%	90%	78%	83%	90%	78%	86%	92%	79%
Comprehension	77%	82%	74%	77%	81%	73%	80%	85%	76%
Word reading	74%	79%	70%	74%	79%	70%	77%	81%	72%
Writing	70%	76%	64%	70%	76%	64%	72%	78%	66%
Number	77%	80%	74%	76%	79%	73%	79%	82%	77%
Numerical patterns	76%	80%	73%	76%	79%	73%	79%	82%	76%
Past and present	79%	84%	75%	79%	83%	75%	82%	86%	78%
People, culture & communities	79%	83%	75%	78%	83%	74%	82%	86%	77%
Natural world	82%	86%	78%	81%	85%	78%	85%	89%	82%
Creating with materials	83%	89%	77%	82%	89%	77%	87%	93%	82%
Being imaginative & expressive	83%	89%	78%	83%	88%	78%	87%	92%	82%

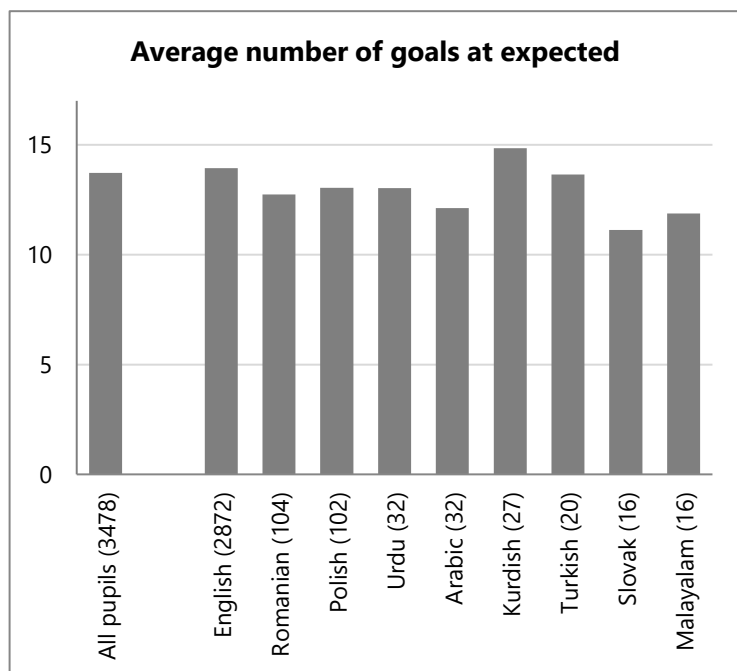
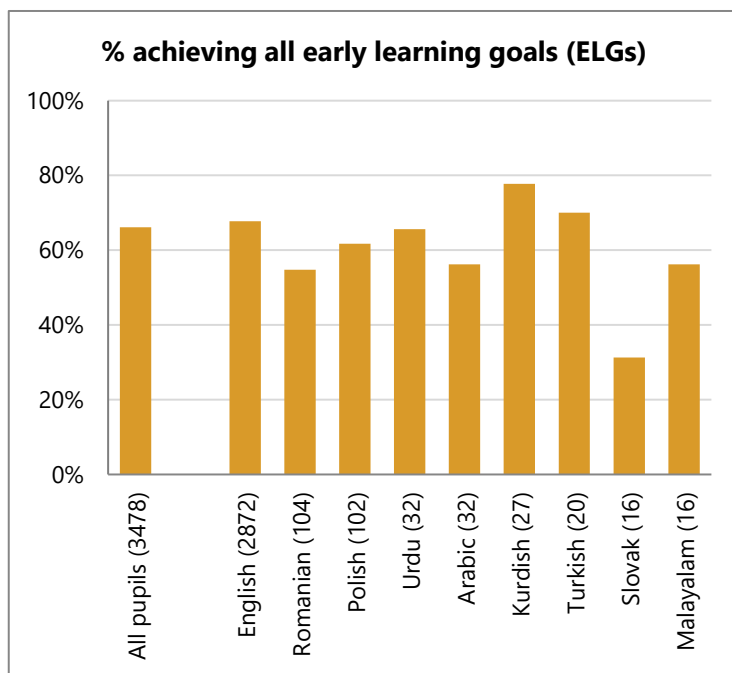
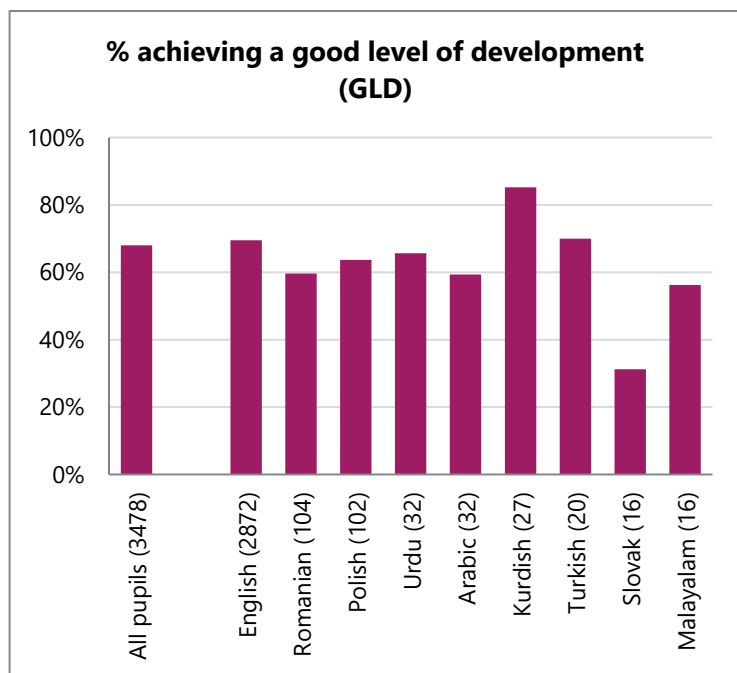




	LA			LA			National		
	EHCP	SEN supp.	No SEN	EHCP	SEN supp.	No SEN	EHCP	SEN supp.	No SEN
<i>% of cohort</i>	2%	12%	86%	3%	12%	86%	4%	10%	86%
Listening, attention & understanding	1%	38%	89%	1%	38%	89%	10%	45%	90%
Speaking	4%	40%	90%	3%	40%	90%	10%	46%	91%
Self-regulation	3%	42%	92%	2%	42%	92%	10%	48%	93%
Managing self	5%	48%	93%	4%	47%	93%	12%	54%	94%
Building relationships	7%	48%	93%	5%	48%	93%	14%	57%	95%
Gross motor skills	14%	63%	96%	11%	63%	96%	27%	71%	97%
Fine motor skills	8%	48%	91%	7%	48%	91%	15%	55%	92%
Comprehension	4%	36%	85%	3%	36%	85%	11%	46%	88%
Word reading	9%	40%	81%	8%	40%	81%	16%	44%	83%
Writing	3%	30%	78%	2%	30%	78%	9%	34%	79%
Number	5%	43%	84%	4%	43%	84%	16%	49%	86%
Numerical patterns	5%	42%	83%	4%	42%	83%	14%	47%	86%
Past and present	3%	39%	87%	2%	39%	87%	11%	48%	90%
People, culture & communities	1%	38%	87%	1%	38%	87%	10%	47%	89%
Natural world	3%	44%	89%	2%	43%	89%	14%	55%	92%
Creating with materials	7%	47%	90%	5%	46%	90%	16%	59%	94%
Being imaginative & expressive	7%	46%	91%	5%	46%	91%	16%	59%	94%

	LA				LA				National			
	PP	Not PP	English	EAL	PP	Not PP	English	EAL	PP	Not PP	English	EAL
<i>% of cohort</i>	20%	80%	84%	16%	20%	80%	84%	16%	17%	83%	78%	22%
Listening, attention & understanding	74%	83%	82%	77%	73%	82%	82%	77%	71%	84%	84%	76%
Speaking	75%	84%	84%	75%	74%	84%	84%	75%	72%	85%	85%	75%
Self-regulation	77%	85%	84%	84%	76%	85%	83%	84%	75%	87%	85%	84%
Managing self	78%	87%	86%	86%	78%	87%	85%	86%	78%	89%	88%	86%
Building relationships	80%	87%	86%	84%	80%	87%	86%	84%	80%	90%	89%	86%
Gross motor skills	85%	91%	90%	90%	84%	91%	90%	90%	86%	93%	92%	91%
Fine motor skills	75%	86%	84%	86%	75%	85%	83%	86%	75%	87%	86%	85%
Comprehension	68%	80%	79%	71%	67%	79%	79%	71%	68%	83%	83%	76%
Word reading	62%	78%	76%	71%	61%	77%	75%	71%	61%	79%	78%	72%
Writing	57%	73%	71%	66%	56%	73%	71%	66%	55%	75%	73%	67%
Number	65%	79%	78%	72%	65%	79%	77%	72%	65%	82%	81%	75%
Numerical patterns	65%	79%	78%	70%	64%	79%	78%	70%	64%	81%	81%	74%
Past and present	71%	81%	81%	71%	70%	81%	81%	71%	70%	84%	85%	78%
People, culture & communities	70%	81%	81%	71%	69%	81%	80%	71%	70%	84%	84%	78%
Natural world	75%	83%	84%	75%	74%	83%	83%	75%	75%	87%	88%	81%
Creating with materials	76%	85%	84%	79%	75%	84%	84%	79%	79%	89%	89%	84%
Being imaginative & expressive	76%	85%	85%	78%	76%	85%	84%	78%	78%	89%	89%	84%

	% of cohort	GLD	All ELGs	Av Exp
<b>All pupils (3478)</b>	<b>100%</b>	<b>68%</b>	<b>66%</b>	<b>13.7</b>
English (2872)	83%	70%	68%	13.9
Romanian (104)	3%	60%	55%	12.7
Polish (102)	3%	64%	62%	13.0
Urdu (32)	1%	66%	66%	13.0
Arabic (32)	1%	59%	56%	12.1
Kurdish (27)	1%	85%	78%	14.9
Turkish (20)	1%	70%	70%	13.7
Slovak (16)	0%	31%	31%	11.1
Malayalam (16)	0%	56%	56%	11.9



	% of cohort	GLD	All ELGs	Av Exp
<b>All pupils (3478)</b>	<b>100%</b>	<b>68%</b>	<b>66%</b>	<b>13.7</b>
White British (2539)	73%	69%	67%	13.9
Other White (242)	7%	65%	62%	13.4
Black African (140)	4%	74%	71%	13.8
Other Asian (67)	2%	73%	72%	13.8
Other Mixed (56)	2%	75%	70%	14.6
Other ethnic group (54)	2%	69%	63%	13.5
Indian (48)	1%	75%	73%	13.8
Pakistani (47)	1%	60%	60%	12.0
Gypsy/Roma (45)	1%	49%	49%	11.8

