



Doncaster
Council

Sheep Dip Lane

Early Years Foundation Stage Profile

2022

Data updated: 1 August 2022

BUY DONCASTER

General notes on the data

This report uses the data that was available on 1 August 2022. Figures for the school, LA and national may change following checking and validation, and the figures given here may therefore differ from the final data published by DfE and in ASP (Analyse School Performance).

For the 2022 report, no trend charts are available. Because schools did not complete an EYFSP in 2020 or 2021 because of Covid, the most recent trend data would be from 2019. With significant changes to the framework, including the removal of the "exceeding (3)" grade and the revision and reconfiguration of the areas of learning and the early learning goals, it is not possible to provide a meaningful comparison with previous years. Headline trend data for the % of pupils achieving GLD (good level of development) is shown in the main school report.

If your school has any foreign languages spoken as a first language by at least 3 pupils, you will see a breakdown of GLD, All ELGs (early learning goals) and TPS (total point score) by first language. This page will only show details for languages spoken by at least 3 pupils. Any other languages spoken by only 1 or 2 pupils will be combined as "Other languages".

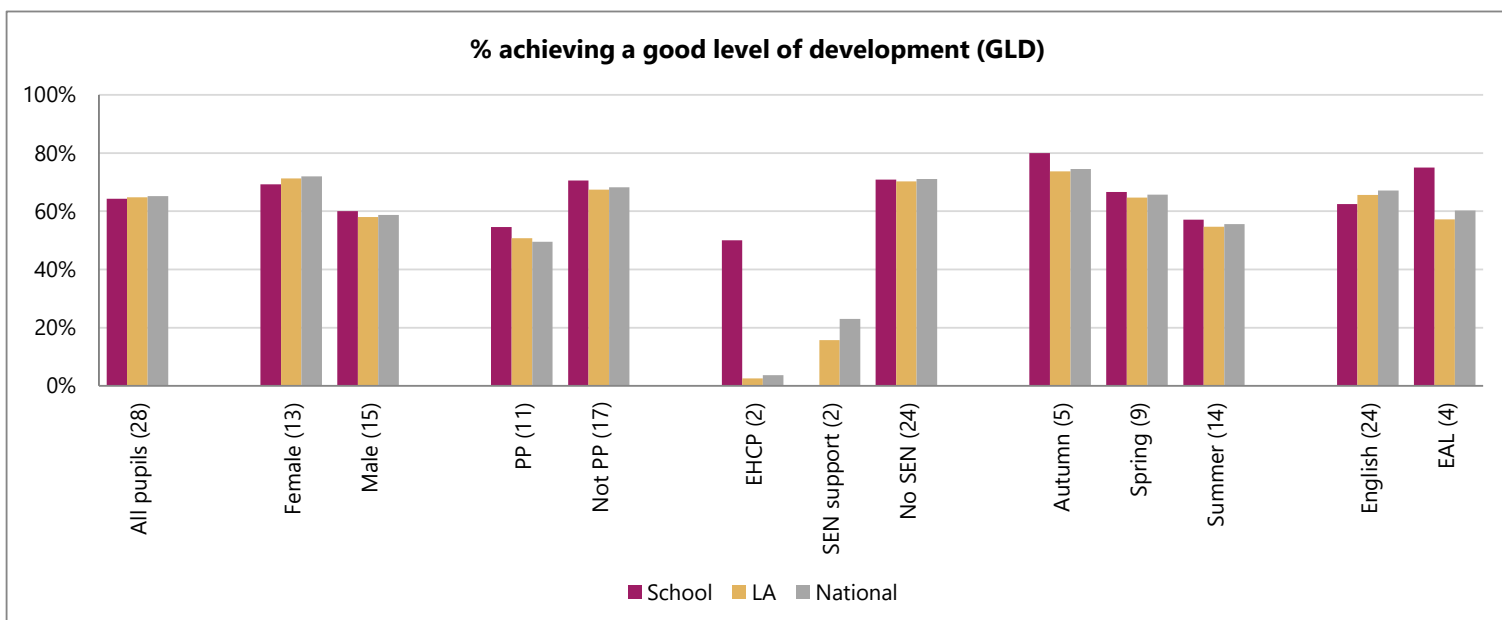
If your school has any ethnic minority groups of at least 3 pupils, you will see a breakdown of GLD, All ELGs (early learning goals) and TPS (total point score) by ethnicity. This page will only show details for ethnicities with at least 3 pupils. Any other ethnicities with only 1 or 2 pupils will be combined as "Other ethnicities".

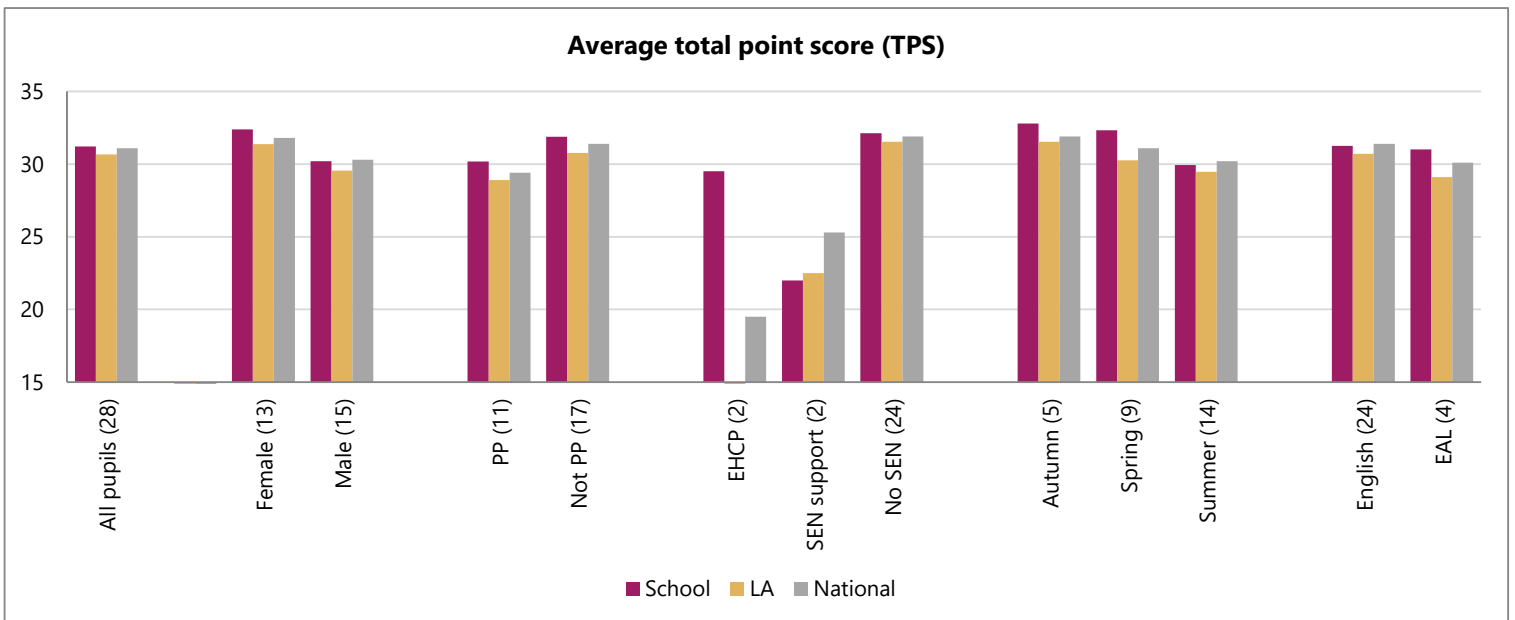
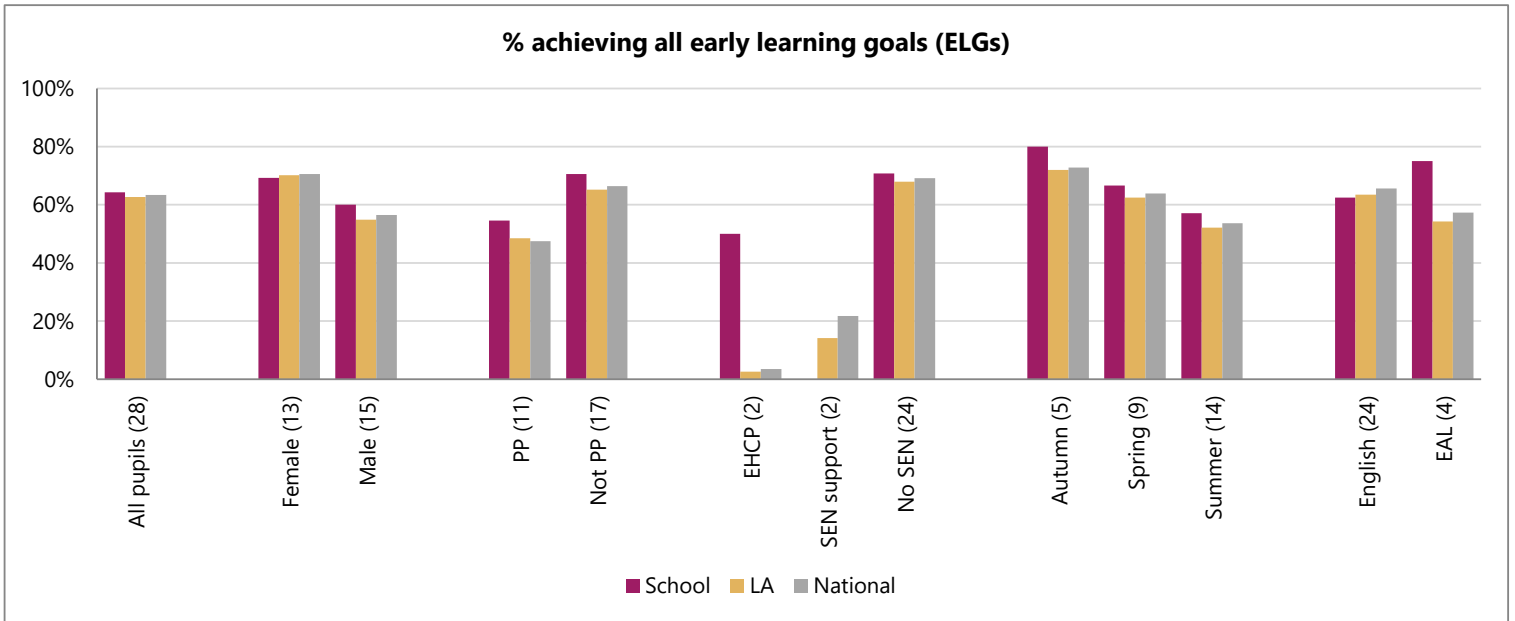
Term of birth data counts September to December as Autumn, January to April as Spring, and May to August as Summer, in line with DfE methodology.

		Areas of learning	Early learning goals
Good level of development In order for a pupil to reach a good level of development, they must achieve the expected level in all 12 of these goals.	Prime learning goals	Communication and language	Listening, attention and understanding
			Speaking
		Personal, social and emotional development	Self-regulation
			Managing self
			Building relationships
		Physical development	Gross motor skills
	Fine motor skills		
	Specific learning goals	Literacy	Comprehension
			Word reading
			Writing
		Mathematics	Number
			Numerical patterns
Understanding the world		Past and present	
		People, culture and communities	
		The natural world	
Expressive arts and design	Creating with materials		
	Being imaginative and expressive		

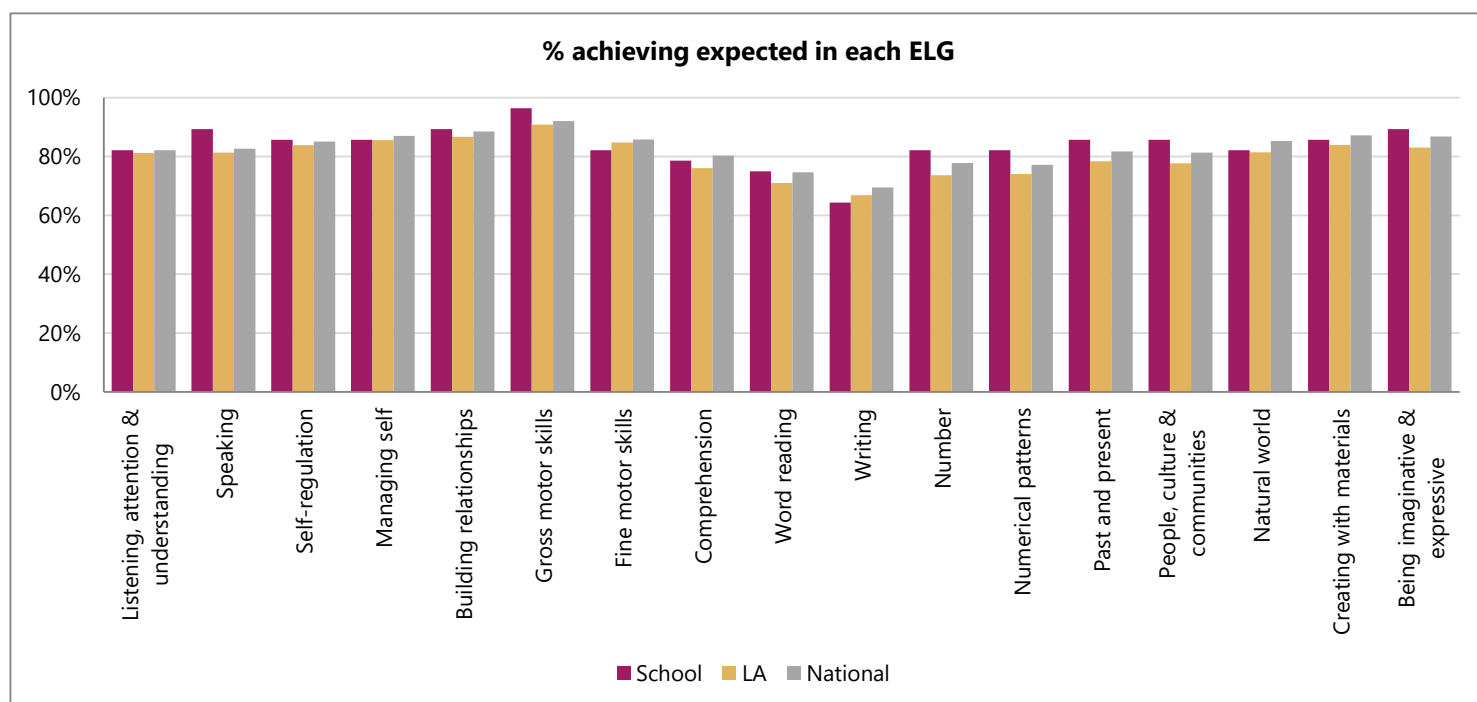
No pupils in your school were recorded as 'A' (unable to assess because of prolonged absence, recently arrived in school, or otherwise exempt).

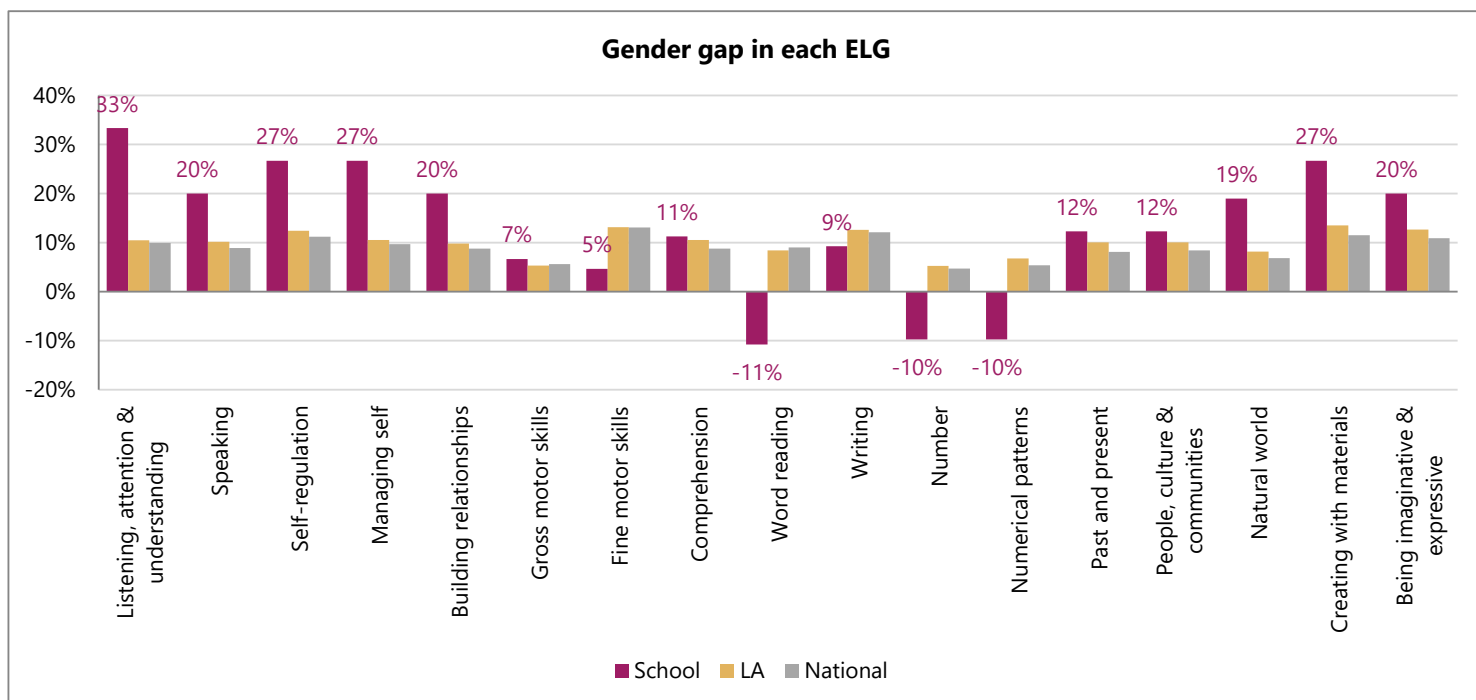
	School				Doncaster				National			
	% of cohort	GLD	All ELGs	TPS	% of cohort	GLD	All ELGs	TPS	% of cohort	GLD	All ELGs	TPS
All pupils (28)	100%	64%	64%	31.2	100%	65%	63%	30.7	100%	65%	63%	31.1
Female (13)	46%	69%	69%	32.4	48%	71%	70%	31.4	49%	72%	71%	31.8
Male (15)	54%	60%	60%	30.2	53%	58%	55%	29.6	51%	59%	57%	30.3
PP (11)	39%	55%	55%	30.2	19%	51%	48%	28.9	16%	50%	48%	29.4
Not PP (17)	61%	71%	71%	31.9	82%	67%	65%	30.8	84%	68%	66%	31.4
EHCP (2)	7%	50%	50%	29.5	1%	3%	3%	12.6	2%	4%	4%	19.5
SEN support (2)	7%	0%	0%	22.0	9%	16%	14%	22.5	8%	23%	22%	25.3
No SEN (24)	86%	71%	71%	32.1	89%	70%	68%	31.5	90%	71%	69%	31.9
Autumn (5)	18%	80%	80%	32.8	34%	74%	72%	31.5	34%	75%	73%	31.9
Spring (9)	32%	67%	67%	32.3	32%	65%	63%	30.3	32%	66%	64%	31.1
Summer (14)	50%	57%	57%	29.9	35%	55%	52%	29.5	34%	56%	54%	30.2
English (24)	86%	63%	63%	31.3	85%	66%	64%	30.7	80%	67%	66%	31.4
EAL (4)	14%	75%	75%	31.0	14%	57%	54%	29.1	20%	60%	57%	30.1





	School			LA			National		
	All	Female	Male	All	Female	Male	All	Female	Male
Listening, attention & understanding	82%	100%	67%	81%	87%	76%	82%	87%	77%
Speaking	89%	100%	80%	81%	87%	77%	83%	87%	78%
Self-regulation	86%	100%	73%	84%	90%	78%	85%	91%	80%
Managing self	86%	100%	73%	86%	91%	81%	87%	92%	82%
Building relationships	89%	100%	80%	87%	92%	82%	89%	93%	84%
Gross motor skills	96%	100%	93%	91%	94%	88%	92%	95%	89%
Fine motor skills	82%	85%	80%	85%	92%	79%	86%	93%	79%
Comprehension	79%	85%	73%	76%	82%	71%	80%	85%	76%
Word reading	75%	69%	80%	71%	75%	67%	75%	79%	70%
Writing	64%	69%	60%	67%	73%	61%	70%	76%	64%
Number	82%	77%	87%	74%	76%	71%	78%	80%	76%
Numerical patterns	82%	77%	87%	74%	78%	71%	77%	80%	75%
Past and present	86%	92%	80%	78%	84%	74%	82%	86%	78%
People, culture & communities	86%	92%	80%	78%	83%	73%	81%	86%	77%
Natural world	82%	92%	73%	81%	86%	78%	85%	89%	82%
Creating with materials	86%	100%	73%	84%	91%	78%	87%	93%	82%
Being imaginative & expressive	89%	100%	80%	83%	90%	77%	87%	92%	82%





	School			LA			National		
	EHCP	SEN supp.	No SEN	EHCP	SEN supp.	No SEN	EHCP	SEN supp.	No SEN
<i>% of cohort</i>	7%	7%	86%	1%	9%	90%	2%	8%	90%
Listening, attention & understanding	50%	0%	92%	8%	33%	87%	11%	44%	88%
Speaking	50%	50%	96%	8%	34%	87%	11%	43%	88%
Self-regulation	100%	0%	92%	10%	30%	91%	11%	47%	91%
Managing self	100%	0%	92%	13%	35%	92%	13%	52%	92%
Building relationships	100%	50%	92%	15%	38%	93%	16%	56%	94%
Gross motor skills	100%	50%	100%	13%	57%	96%	27%	69%	96%
Fine motor skills	100%	0%	88%	10%	41%	91%	16%	53%	91%
Comprehension	50%	50%	83%	8%	31%	82%	13%	45%	86%
Word reading	100%	50%	75%	8%	31%	76%	17%	42%	80%
Writing	50%	0%	71%	3%	22%	72%	9%	32%	75%
Number	100%	50%	83%	5%	35%	79%	17%	47%	83%
Numerical patterns	100%	50%	83%	5%	34%	79%	15%	45%	82%
Past and present	50%	50%	92%	5%	33%	84%	11%	46%	87%
People, culture & communities	50%	50%	92%	5%	30%	84%	11%	45%	87%
Natural world	50%	50%	88%	5%	36%	87%	15%	54%	90%
Creating with materials	50%	0%	96%	5%	41%	90%	17%	57%	92%
Being imaginative & expressive	50%	0%	100%	5%	39%	89%	17%	57%	92%

	School				LA				National			
	PP	Not PP	English	EAL	PP	Not PP	English	EAL	PP	Not PP	English	EAL
<i>% of cohort</i>	39%	61%	86%	14%	19%	81%	86%	14%	16%	84%	80%	20%
Listening, attention & understanding	82%	82%	83%	75%	74%	83%	84%	68%	73%	84%	85%	75%
Speaking	91%	88%	92%	75%	74%	83%	84%	66%	73%	84%	86%	73%
Self-regulation	82%	88%	88%	75%	77%	85%	85%	81%	77%	87%	86%	83%
Managing self	82%	88%	88%	75%	78%	87%	86%	84%	79%	89%	88%	84%
Building relationships	82%	94%	92%	75%	80%	88%	87%	84%	82%	90%	90%	86%
Gross motor skills	91%	100%	96%	100%	86%	92%	91%	92%	88%	93%	93%	91%
Fine motor skills	73%	88%	79%	100%	78%	86%	85%	86%	77%	88%	86%	85%
Comprehension	73%	82%	79%	75%	65%	78%	78%	66%	69%	82%	83%	71%
Word reading	55%	88%	71%	100%	56%	74%	72%	66%	60%	78%	76%	70%
Writing	55%	71%	63%	75%	54%	70%	68%	62%	54%	73%	71%	65%
Number	73%	88%	83%	75%	63%	76%	75%	66%	64%	80%	80%	73%
Numerical patterns	73%	88%	83%	75%	63%	77%	75%	66%	63%	80%	79%	72%
Past and present	82%	88%	88%	75%	70%	80%	81%	63%	71%	84%	85%	71%
People, culture & communities	82%	88%	88%	75%	68%	80%	80%	63%	70%	83%	84%	72%
Natural world	73%	88%	83%	75%	72%	84%	84%	67%	76%	87%	88%	76%
Creating with materials	82%	88%	83%	100%	79%	85%	85%	78%	80%	89%	89%	82%
Being imaginative & expressive	91%	88%	88%	100%	76%	85%	85%	72%	79%	88%	89%	80%